

BULLS BAY



In a word, the Carolina Composites story is about family. Roy McSwain and Mike Holmes are brothers and co-owners of the company. Their family has a long history in the boat building business, and they both grew up learning the art of manufacturing products made of fiberglass from family. They both went to work for uncles who were both building boat companies. These companies were relatively small manufacturers in the late eighties and nineties, but both companies have become major brands in the business in the twenty plus years since. Roy and Mike worked their way into being important parts of both companies. When they decided in 1999 to "do their own thing", they started by manufacturing parts for other boat companies. Items like lids, consoles, and boxes were subcontracted to Roy and Mike to speed the process at the growing companies of family as well as other boat builders. They manufactured golf cart bodies as well... anything and everything fiberglass. Eventually they realized that the only path to long term success was to "build their own better mousetrap" as Roy puts it. So while tooling parts for other manufacturers during the day, Mike and Roy went to work on designing a boat after hours. That boat became the first boat in the Pioneer line. The brothers took the boat to the Charleston Boat Show in 2003 and came home with twenty orders. Roy and Mike have turned those twenty orders into a growing company with three boat lines. Sister Amanda was in charge of quality control in the factory for ten years and now has started her own company in the same facility producing upholstery products and seating for all three lines. Roy and Mike's mom works at the plant as well. Nearly one hundred employees are the extended family. The care and pride that Roy and Mike put into that first seventeen foot boat has now been passed down to every employee in our factory. We DO NOT do things the fast way, the easy way. They took what they had learned and did what came naturally... built a boat they were proud of. Many of our manufacturing processes take longer, cost more, and are not assembly line friendly. When you buy a Carolina Composites boat, you are buying a hand crafted well designed product you can keep, enjoy, and be proud of for a lifetime. Welcome to the family...the Carolina Composites family. Expect to be treated that way throughout the entire boat buying process. It's about family pride here at Carolina Composites, and it shows in the product and the people.



Bull's Bay is a classic low country shallow water bay between Georgetown and Charleston, S.C., and the new Bull's Bay lineup of boats from Carolina Composites is just that... Classic.

Carolina Composites has taken a classic bay boat hull design that has been popular for decades in the coastal Carolinas, Georgia, and Florida and retooled and modernized it to produce their new Bulls Bay lineup. The 1700, 2000, and 2200 all feature classic lines and great durability and fishability. For the blue water fishermen, our 200CC and 230CC provide the same quality, fishability, and economy in a deep vee hull design. They allow fishermen and families who want to spend time on the water an excellent quality boat at a real value price. One reason for that is Bull's Bay boats are produced in the Carolina Composites factory along with their premiere lines, Pioneer and Avenger. So the same craftsmen that build the Pioneer and Avenger lines also build Bulls Bay, which gives our customers two big benefits. When you buy a Bulls Bay, you're getting the same built in quality craftsmanship that is already available and well known in the Pioneer line. And because they are built in the same factory, the price point on the Bulls Bay boats make them much more affordable for all families and fishermen. Now folks who thought they were going to have to settle for a used boat can look at a new Bulls Bay and know they get the benefit and satisfaction of owning a new boat and motor. Carolina Composites makes that possible with Bulls Bay. Minimal tooling and upfront labor force costs have been saved and Carolina Composites passes that savings along to you, the customer.

Watch our video and get in touch with your nearest dealer and let us show you what Bulls Bay offers: Classic design and quality construction at a reasonable price.

Happy Boating,

Roy McSwain and Mike Holmes



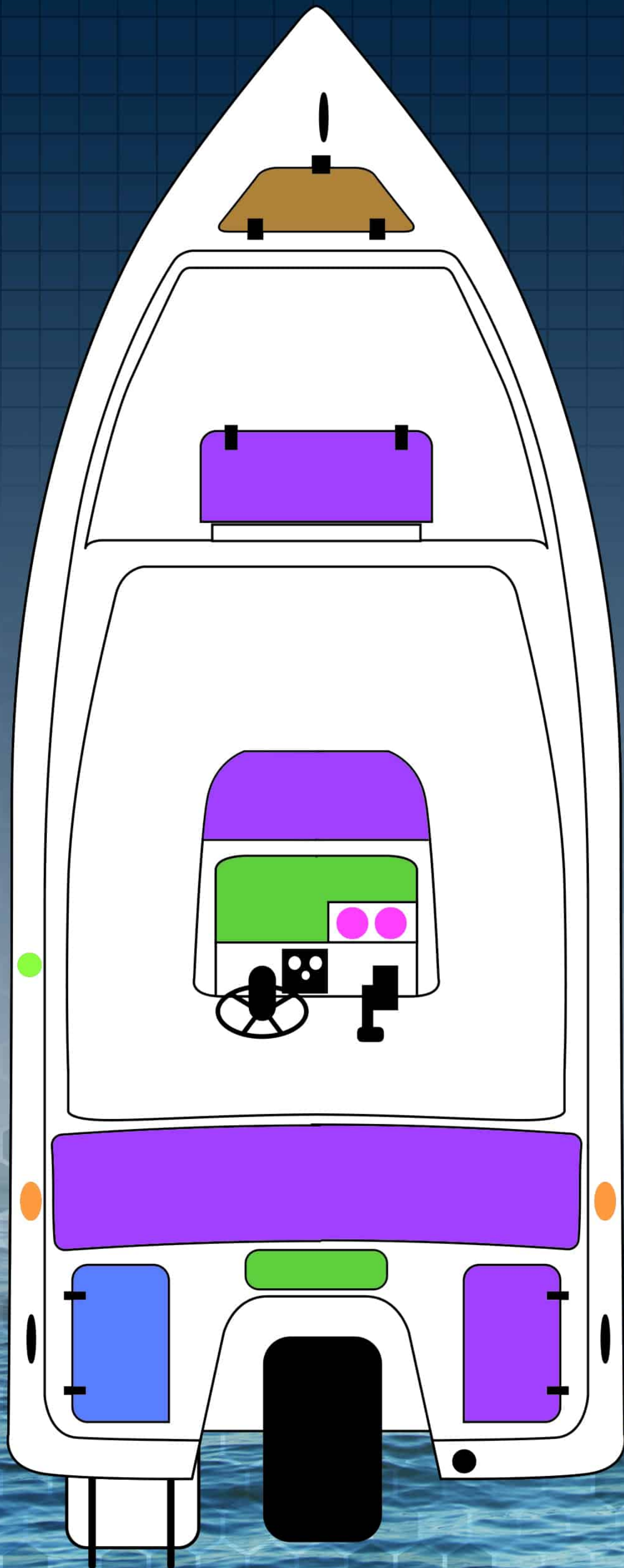
Roy McSwain and Mike Holmes





 **SUZUKI**
MARINE

BULLS BAY
1700



Specifications

DIMENSIONS

Centerline Hull Length	17' 1"	5.20 m
Beam	7' 4"	2.24 m
Draft	10"	25.4 cm
Dead Rise	15	15
Transom Height	20"	50.8 cm
Dry Weight	1300 lbs.	590 kg

CAPACITIES

Fuel Capacity	29 gal	110 L
Passenger Capacity (4 People)	550 lbs	250 kg

POWER

Maximum	115 hp	86 kw
---------	--------	-------

Optional Equipment

- Aluminum Bimini Top w/ Stainless Steel Hardware
- Swim Platform
- Wash Down Pump
- MP3 / Bluetooth / AM / FM Stereo w/ 2 Speakers
- Blue LED Underwater Lights
- Dual Battery Switch
- Casting Chair Seat Kit
- Boat Cover
- Trim Tabs
- Hydraulic Steering
- Bench Seat Back Rest
- Radio Box
- Trim Tabs

Standard Equipment

- 10 yr Structural Hull Warranty
- Aerated Live Well
- Blue Live Well Interior
- Automatic Bilge Pump
- 29 gal. Fuel Tank
- Stainless Steel Props
- Self Bailing Cockpit
- Console Storage
- 2 Stainless Steel Rod Holders
- 3 Stainless Steel Pull Up Cleats
- 2 Stainless Steel Cup Holders
- LED Navigation Lights
- Courtesy Lighting
- Trolling Motor Harness w/ Plug
- Anchor Locker
- Bench Seat Storage

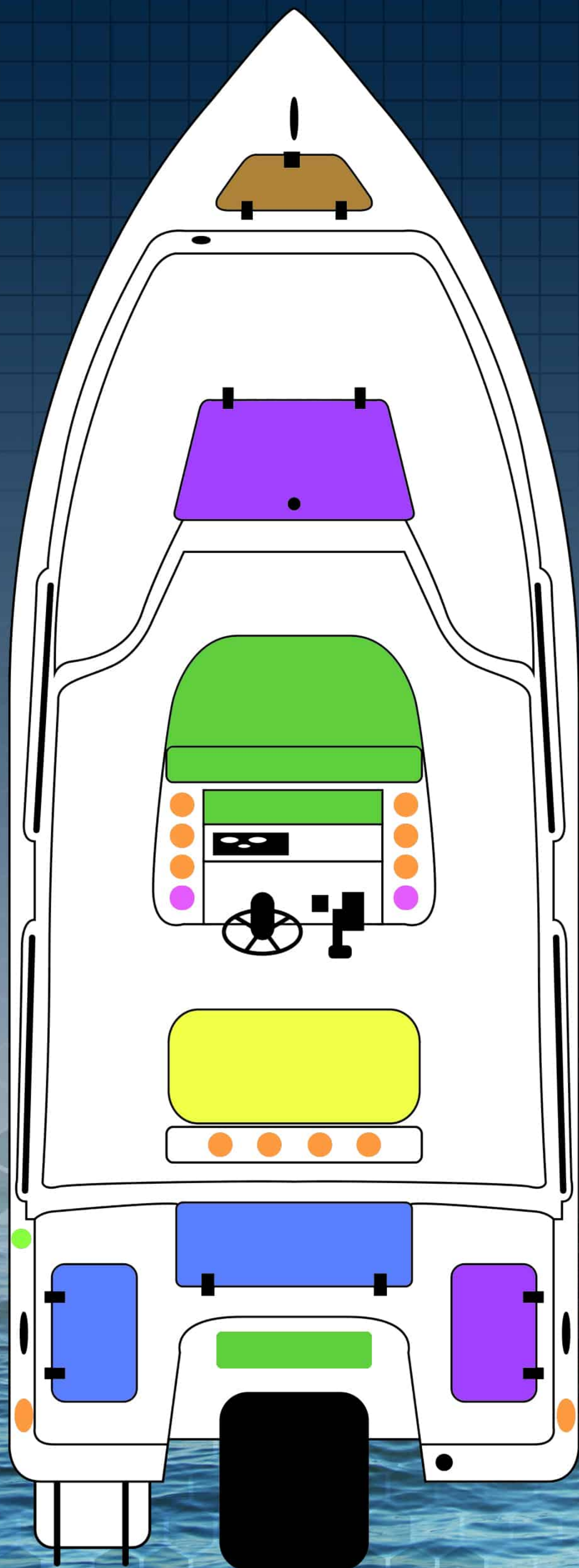
- | | |
|---|---|
|  Anchor Locker |  Battery / Bilge |
|  Aerated Live Well |  Cup Holders |
|  Rod Storage |  Fuel Fill |
|  Storage |  Cleats |





 **SUZUKI**
MARINE

BULLS BAY
2000



Specifications

DIMENSIONS

Centerline Hull Length	19' 6"	5.94 m
Beam	8'	2.44 m
Draft	12"	30.48 cm
Dead Rise	15	15
Transom Height	25"	63.5 cm
Dry Weight	1900 lbs.	862 kg

CAPACITIES

Fuel Capacity	50 gal	227 L
Passenger Capacity (4 People)	1160 lbs	536 kg

POWER

Maximum	150 hp	112 kw
---------	--------	--------

Optional Equipment

- Aluminum Bimini Top w/ Stainless Steel Hardware
- Swim Platform
- Wash Down Pump
- MP3 / Bluetooth / AM / FM Stereo w/ 4 Speakers
- Radio Box
- Dual Battery Switch
- Rear Bench Seat w/ Backrest
- Casting Chair Seat Kit
- Boat Cover
- T-Top w/ Electronics Box
- Leaning Post Backrest
- Trim Tabs

Standard Equipment

- 10 yr Structural Hull Warranty
- 2 Aerated Live Wells
- Blue Live Well Interiors
- Automatic Bilge Pump
- 50 gal. Fuel Tank
- Stainless Steel Props
- Anchor Locker
- 8 Stainless Steel Rod Holders
- LED Navigation Lights
- Courtesy Lighting
- Trolling Motor Harness w/ Plug
- Self Bailing Cock-Pit
- Recessed Stainless Steel Grab Bars
- Lean Post w/ Rocket Launchers
- Stainless Steel Console Hand Rail
- 2 Stainless Steel Cup Holders
- Stainless Steel Pull Up Cleats
- Forward Console Seating

- | | |
|---|---|
| ■ Cooler | ■ Rigging |
| ■ Aerated Live Well | ■ Fuel Fill |
| ■ Rod Storage | ■ Cleats |
| ■ Storage | ■ Anchor Locker |
| | ■ Cup Holders |







“The BullsBay product is a way for Carolina Composites to capture both ends of the boating market. We build our Pioneer line which is our premium line and we also build BullsBay. I prefer to look at what they have in common rather than what makes them different. They are built by the same people that build boats every day here. What we decided to do with the BullsBay line was to offer the price conscious buyer an alternative, so we took a classic design and improved on it to produce our BullsBay line. It's a tried and true hull design that was very popular here in the Carolinas and Florida.”

Roy McSwain

“The tooling is something we already had and that's why we're able to offer this boat at the price point we're offering it at.. I updated parts of the boat like the console and the lids and some of the inner workings of the boat but other than that we don't have a lot of tooling costs involved. That's why we're able to offer this boat at the really reasonable price that we are offering it at.”

Mike Palm

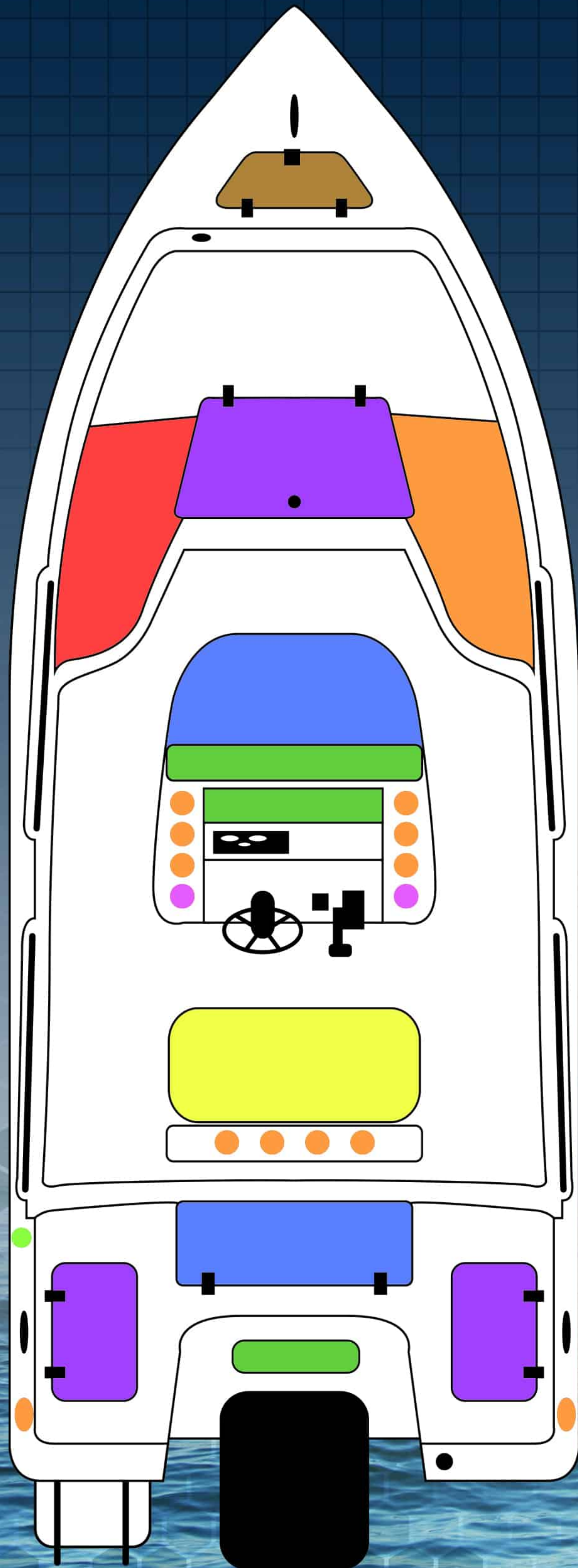


“We wanted to build a product line that is more traditional. We're tried to keep it simple... keep it basic. This gives the working man who is on a budget the ability to buy a new boat. He can have full warranty on his motor and his boat and know that he will not have issues with the boat after it is purchased. We saw the industry getting away from that and we knew by taking on this line it would give us the ability to produce more boats in our plant. The parent company Carolina Composites is already building boats in the plant so with a small increase in overhead we can produce a new boat line and keep our price points low. Now someone can afford a new BullsBay instead of compromising on a used boat”

Henry Sikes



BULLS BAY
2200



Specifications

DIMENSIONS

Centerline Hull Length	21' 8"	6.60 m
Beam	8' 6"	2.59 m
Draft	12"	30.48 cm
Dead Rise	15	15
Transom Height	25"	63.5 cm
Dry Weight	2200 lbs.	998 kg

CAPACITIES

Fuel Capacity	50 gal	227 L
Passenger Capacity (4 People)	1300 lbs	590 kg

POWER

Maximum	200 hp	150 kw
---------	--------	--------

Optional Equipment

- Aluminum Bimini Top w/ Stainless Steel Hardware
- Swim Platform
- Wash Down Pump
- MP3 / Bluetooth / AM / FM Stereo w/ 4 Speakers
- Radio Box
- Dual Battery Switch
- Rear Bench Seat w/ Backrest
- Casting Chair Seat Kit
- Boat Cover
- T-Top w/ Electronics Box
- Leaning Post Backrest
- Trim Tabs

Standard Equipment

- 10 yr Structural Hull Warranty
- 2 Aerated Live Wells
- Blue Live Well Interiors
- Automatic Bilge Pump
- 50 gal. Fuel Tank
- Stainless Steel Props
- Insulated Fish Box
- Anchor Locker
- 8 Stainless Steel Rod Holders
- LED Navigation Lights
- Courtesy Lighting
- Trolling Motor Harness w/ Plug
- Self Bailing Cock-Pit
- Recessed Stainless Steel Grab Bars
- Lean Post w/ Rocket Launchers
- Stainless Steel Console Hand Rail
- 2 Stainless Steel Cup Holders
- Stainless Steel Pull Up Cleats
- Forward Console Seating

- | | |
|---|--|
| ■ Cooler | ■ Battery / Bilge |
| ■ Aerated Live Well | ■ Cup Holders |
| ■ Rod Storage | ■ Fuel Fill |
| ■ Storage | ■ Cleats |
| ■ Fish Box | |
| ■ Anchor Locker | |





150
SUZUKI
FOURSTROKE

BULLS BAY

BULLS BAY

200CC

 **SUZUKI**
MARINE

Specifications

DIMENSIONS

Centerline Hull Length	19' 3"	5.86 m
Beam	8' 4"	2.54 m
Draft	15"	31.8 cm
Dead Rise	18	18
Transom Height	20"	50.8 cm
Dry Weight	2250 lbs.	1020 kg

CAPACITIES

Fuel Capacity	57 gal	215 L
Passenger Capacity (4 People)	1100 lbs	499 kg

POWER

Maximum	200 hp	149 kw
---------	--------	--------

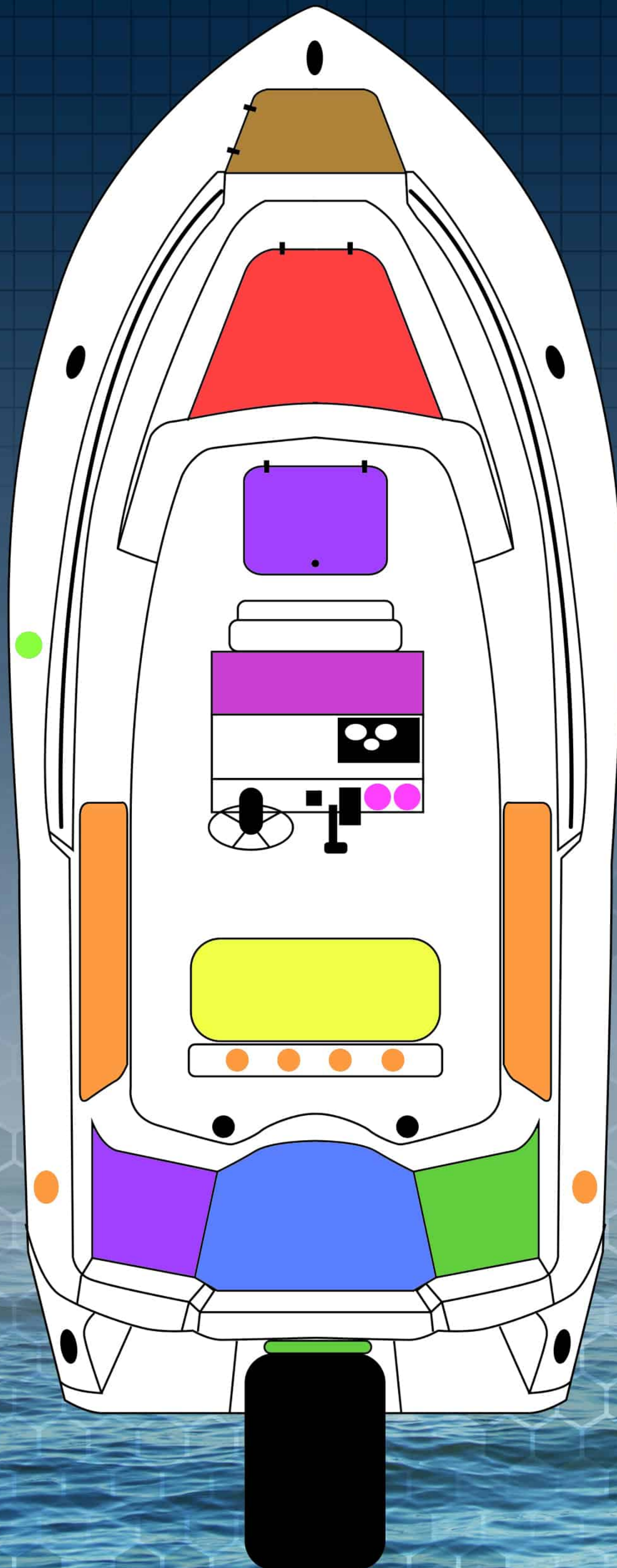
Optional Equipment

- Aluminum Bimini Top w/ Stainless Steel Hardware
- Swim Platform
- Wash Down Pump
- MP3 / Bluetooth / AM / FM Stereo w/ 4 Speakers
- Blue LED Underwater Lights
- Radio Box
- Dual Battery Switch
- Casting Chair Seat Kit
- Boat Cover
- Trim Tabs
- T-Top w/ Electronics Box
- Leaning Post Backrest

Standard Equipment

- 10 yr Structural Hull Warranty
- 35 gal. Aerated Live Wells
- Blue Live Well Interiors
- Automatic Bilge Pump
- 57 gal. Fuel Tank
- Stainless Steel Props
- All Composite Construction
- Stainless Steel Rub Rail
- Horizontal Recessed Rod Storage
- Forward Locking Storage Box
- Fish Box
- Anchor Locker
- Console Storage
- Stainless Steel Rod Holders
- LED Navigation Lights
- Self Bailing Cock-Pit
- Lean Post w/ Rod Holders
- Stainless Steel Cup Holders
- Stainless Steel Pull Up Cleats
- Forward Console Seating

- Cooler
- Aerated Live Well
- Rod Storage
- Storage
- Fish Box
- Anchor Locker
- Battery / Bilge
- Cup Holders
- Fuel Fill
- Head Compartment
- Cleats






 **SUZUKI**
MARINE





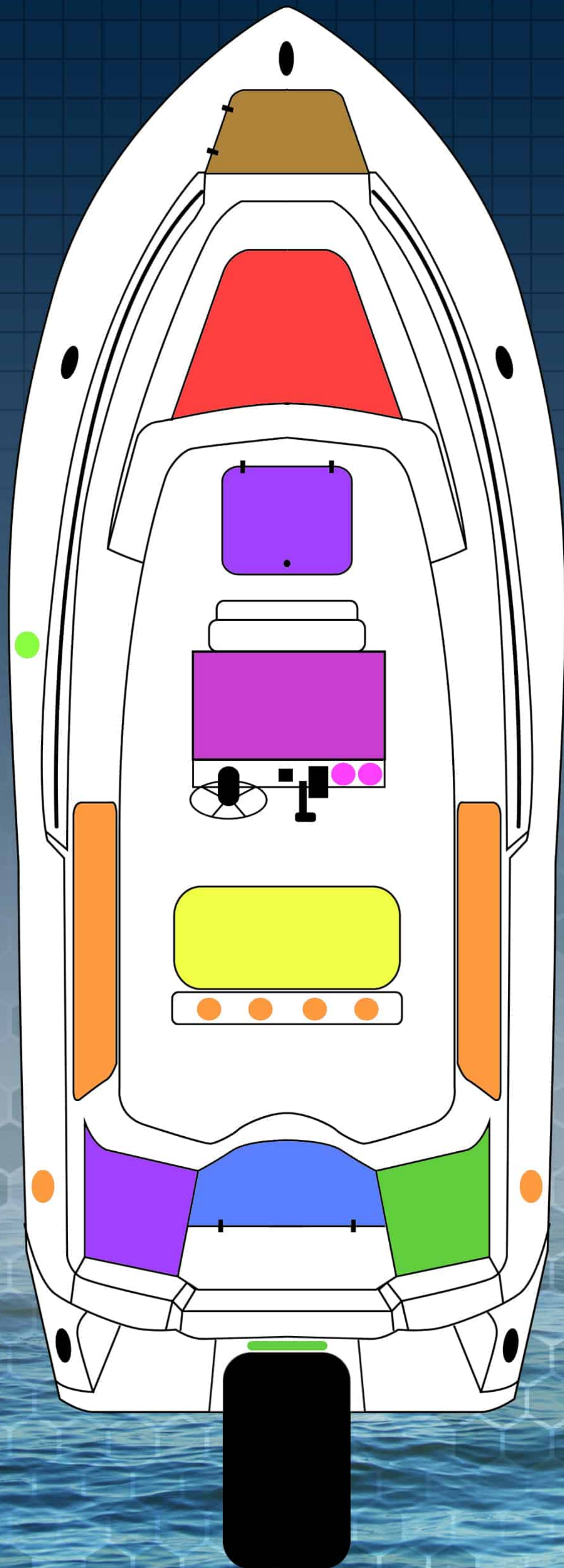
 **SUZUKI**
MARINE





 **SUZUKI**
MARINE

BULLS BAY
230CC



Specifications

DIMENSIONS

Centerline Hull Length	22' 8"	6.90 m
Beam	8' 6"	2.59 m
Draft	17"	43.18 cm
Dead Rise	20	20
Transom Height	25"	63.5 cm
Dry Weight	2450 lbs.	1111 kg

CAPACITIES

Fuel Capacity	103 gal	390 L
Passenger Capacity (9 People)	1237 lbs	561 kg

POWER

Maximum	300 hp	223 kw
---------	--------	--------

Optional Equipment

- Aluminum Bimini Top w/ Stainless Steel Hardware
- Swim Platform
- Wash Down Pump
- MP3 / Bluetooth / AM / FM Stereo w/ 4 Speakers
- Blue LED Underwater Lights
- Radio Box
- Dual Battery Switch
- Casting Chair Seat Kit
- Boat Cover
- Trim Tabs
- T-Top w/ Electronics Box
- Leaning Post Backrest

Standard Equipment

- 10 yr Structural Hull Warranty
- 35 gal. Aerated Live Wells
- Blue Live Well Interiors
- Automatic Bilge Pump
- 57 gal. Fuel Tank
- Stainless Steel Props
- All Composite Construction
- Stainless Steel Rub Rail
- Horizontal Recessed Rod Storage
- Forward Locking Storage Box
- Fish Box
- Anchor Locker
- Console Storage
- Stainless Steel Rod Holders
- LED Navigation Lights
- Self Bailing Cock-Pit
- Lean Post w/ Rod Holders
- Stainless Steel Cup Holders
- Stainless Steel Pull Up Cleats
- Forward Console Seating

- | | | | |
|--------|-------------------|-------------|------------------|
| Yellow | Cooler | Green | Battery / Bilge |
| Blue | Aerated Live Well | Pink | Cup Holders |
| Orange | Rod Storage | Light Green | Fuel Fill |
| Purple | Storage | Pink | Head Compartment |
| Red | Fish Box | Black | Cleats |
| Brown | Anchor Locker | | |





115

SUZUKI

FOUR STROKE

 **SUZUKI**
MARINE

ULTIMATE™
4-STROKE OUTBOARD

INNOVATION

OFFSET DRIVESHAFT

Only Suzuki uses an offset driveshaft on all their outboards from 70 to 300 hp. In addition to providing better balance on the transom, the offset driveshaft gives you a 2-stage gear reduction. By lowering the gear ratio, you can swing a larger diameter propeller for more low-end power and faster top end speed.

LEAN BURN CONTROL TECHNOLOGY

Next generation Suzuki 4-stroke outboards feature lean burn control. By predicting fuel needs based on operating conditions, the system delivers the best fuel/air mix. Works especially well at cruising speeds.

SUZUKI SELECTIVE ROTATION

Introduced on the DF300AP and also available on 150, 175, 200, and 250 HP outboards, SSR allows each outboard to operate in either standard or counter rotation. No need for a special order to get the model you need, and when it's time to re-power, you can reprogram if needed.

AWARD-WINNING TECHNOLOGY

Suzuki has received eight NMMA Innovation Awards for its outboards over the years, more than any other outboard manufacturer. Proof that Suzuki leads in innovation.

PERFORMANCE

TUNED INTAKE MANIFOLD, VARIABLE VALVE TIMING AND MULTI STAGE INDUCTION

These systems, found on Suzuki's inline 4 and V6 engines, maximize the power from each stroke, giving you optimal performance throughout the power curve.

MORE DISPLACEMENT

Suzuki maximizes the displacement on every powerhead they engineer. More displacement means a more aggressive torque curve. You've got power when you hit the throttle.

SUZUKI SEQUENTIAL MULTI-POINT ELECTRONIC FUEL INJECTION, ADVANCED ELECTRONIC CONTROL MODULE AND SENSOR NETWORK

You might think fuel injection is something everybody's got these days, but Suzuki does it better. Suzuki's multi-point sequential EFI delivers the precise amount of fuel to each cylinder, thanks to an advanced 32-bit control module and a network of sensors that measure external and engine operating conditions. You get maximum power and maximum efficiency.

DEPENDABILITY

MECHANICAL EFFICIENCY

Engineers have a lot of things to think when they're designing an engine. At Suzuki, they take the extra time to make every component and every system as efficient as possible. That's why Suzuki outboards run cool, smooth, and quiet. They last, too.

TIMING CHAIN

With Suzuki, you'll never have to worry about breaking a timing belt. That's because most Suzuki outboards feature a fully-enclosed timing chain that runs in an oil bath. It even has an automatic tensioner to keep it perfectly adjusted. No maintenance required, ever.

ANTI-CORROSION COATING SYSTEM


Suzuki starts with a proprietary anti-corrosion aluminum alloy and gives it a special primer undercoat, topped with an acrylic resin base coat and clear coat to provide protection from harsh saltwater conditions.

"GIMME SIX!" SUZUKI EXTENDED PROTECTION PLAN (SEP)

Along with peace of mind, Suzuki's SEP plan is economical and dependable. With the standard 3-Year Limited Warranty and 3-Year SEP, your Suzuki outboard will have six years of product protection. And it's transferable.

YOUR BULLS BAY SUZUKI DEALER

You can count on your Bulls Bay/Suzuki Marine dealer to have the expertise, the parts and the tools, to keep your new Suzuki outboard in top shape year after year.



 **SUZUKI**
MARINE
ULTIMATE™
4-STROKE OUTBOARD

GET THE WHOLE STORY

Suzuki has complete product specifications on its website, as well as a wide range of boat tests. You can even download technical product information brochures on all our outboards.

Just visit www.suzukimarine.com.



208 Upchurch Lane | Walterboro, SC | 843.538.6604 | BullsBayBoats.com

© 2017 Carolina Composites LLC.

